

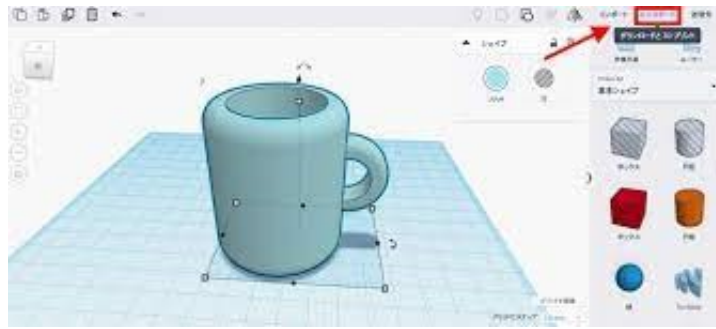
3D Modelling Construction

Prior Knowledge

Year 3 - You learnt how to create stop-frame animation using specific software to achieve a goal.

Year 4—You learnt to edit audio files whilst using software and technology safely. You also learnt about the importance of evaluating your projects.

Year 5— You learnt how to create media using vector drawing—using an internet based service. This project involved using a variety of programs to accomplish the goal.



My Component Knowledge:

Lesson 1: What is 3D modelling?

Lesson 2: How can you make changes to a model?

Lesson 3: How can you rotate and reposition?

Lesson 4: How do you make a hole?

Lesson 5: How are 3D models planned?

Lesson 6: How are 3D models made?

My Composite Knowledge:

To learn how to use and combine a variety of software to achieve a task.

To learn how to collect data, analyse, recognise and present data using a range of programs and systems.

My Powerful Knowledge:

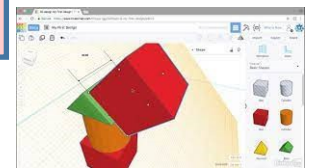

I will be able to create, manipulate, edit and improve a 3D model using a computer program.

Key Vocabulary

Tier 1: model, space, select, model, improve,

Tier 2: 2D, 3D, dimensions, occupy,, duplicate, evaluate, mastery,

Tier 3: work plane, aspect, scaling, graphical object,



How do you use a 3D printer?

How does a computer design a 3D model?

Can you edit an existing model?

How does the software allow you to change the size of a model?

